

2008 EQUALIZATION REPORT



CHEBOYGAN COUNTY

Submitted to
Cheboygan County Board of Commissioners

Prepared By:
Equalization Department
Joe Lavender, Director
870 S Main St
Cheboygan, MI 49721

231-627-8810
231-627-8403 Fax

www.cheboygancounty.net

Equalization Department



870 S Main St. PO Box 70
Cheboygan, MI 49721
www.cheboygancounty.net

Phone (231) 627-8810
Fax (231) 627-8403
TDD 800-649-3777

Table of Contents

Submission Letter.....	1
Assessing Officers.....	2
County Equalized values and variance.....	3
History of Variance (bar chart).....	4
Equalized values by classification (segmented chart).....	5-7
Equalized values, trends by classification (line chart).....	8
Growing gap between assessed and taxable values (bar chart).....	9
Equalized values by unit.....	10
Equalized values by ascending value and percentage of county total.....	11
Ratios & Factors.....	12
Equalized value by class (real).....	13-18
Equalized value (personal).....	19
Totals by class, school district, including tentative taxable values.....	20-25
Economic Trends and Foreclosures.....	26-27



Equalization Department

870 S Main St. PO Box 70
Cheboygan, MI 49721
www.cheboygancounty.net

Phone (231) 627-8810
Fax (231) 627-8403
TDD 800-649-3777

April 8, 2008

Cheboygan County Board of Commissioners,

I hereby submit the 2008 Equalization Report. The report consists of columnar figures and charts showing the assessed values from the individual townships and city, the county equalized values, and the ratio for each class of property by unit.

This recommends the adoption of the following equalized values for 2008.

County Equalized Value of Real Property	County Equalized Value of Personal Property	Total County Equalized Value
2,117,475,320	47,384,795	2,164,860,115

This represents an **1.87%** increase in equalized overall compared to the 2007 values.

All County Equalized Values are subject to review and change by the State of Michigan through State Equalization in May of 2008.

Respectfully,

Joe Lavender

Joe Lavender, CMAE 3
Equalization Director

Assessing Officers

<i>Aloha Twp</i>	<i>Clayton McGovern</i>
<i>Beaugrand Twp</i>	<i>Marcia Rocheleau</i>
<i>Benton Twp</i>	<i>Clayton McGovern</i>
<i>Burt Twp</i>	<i>Mary Zinke</i>
<i>Ellis Twp</i>	<i>Jim Lapeer</i>
<i>Forest Twp</i>	<i>Diann Most</i>
<i>Grant Twp</i>	<i>Diane Hahn</i>
<i>Hebron Twp</i>	<i>Charles Ostwald</i>
<i>Inverness Twp</i>	<i>Clayton McGovern</i>
<i>Koehler Twp</i>	<i>Clarkson Most</i>
<i>Mackinaw Twp</i>	<i>Eric Jacobson</i>
<i>Mentor Twp</i>	<i>Patty Croft</i>
<i>Mullett Twp</i>	<i>Clayton McGovern</i>
<i>Munro Twp</i>	<i>Charles Antkoviak</i>
<i>Nunda Twp</i>	<i>Clarkson Most</i>
<i>Tuscarora Twp</i>	<i>Eric Jacobson</i>
<i>Walker Twp</i>	<i>Diann Most</i>
<i>Waverly Twp</i>	<i>Fred Lindroth</i>
<i>Wilmot Twp</i>	<i>Patty Croft</i>
<i>City of Cheboygan</i>	<i>Tom Eustice</i>

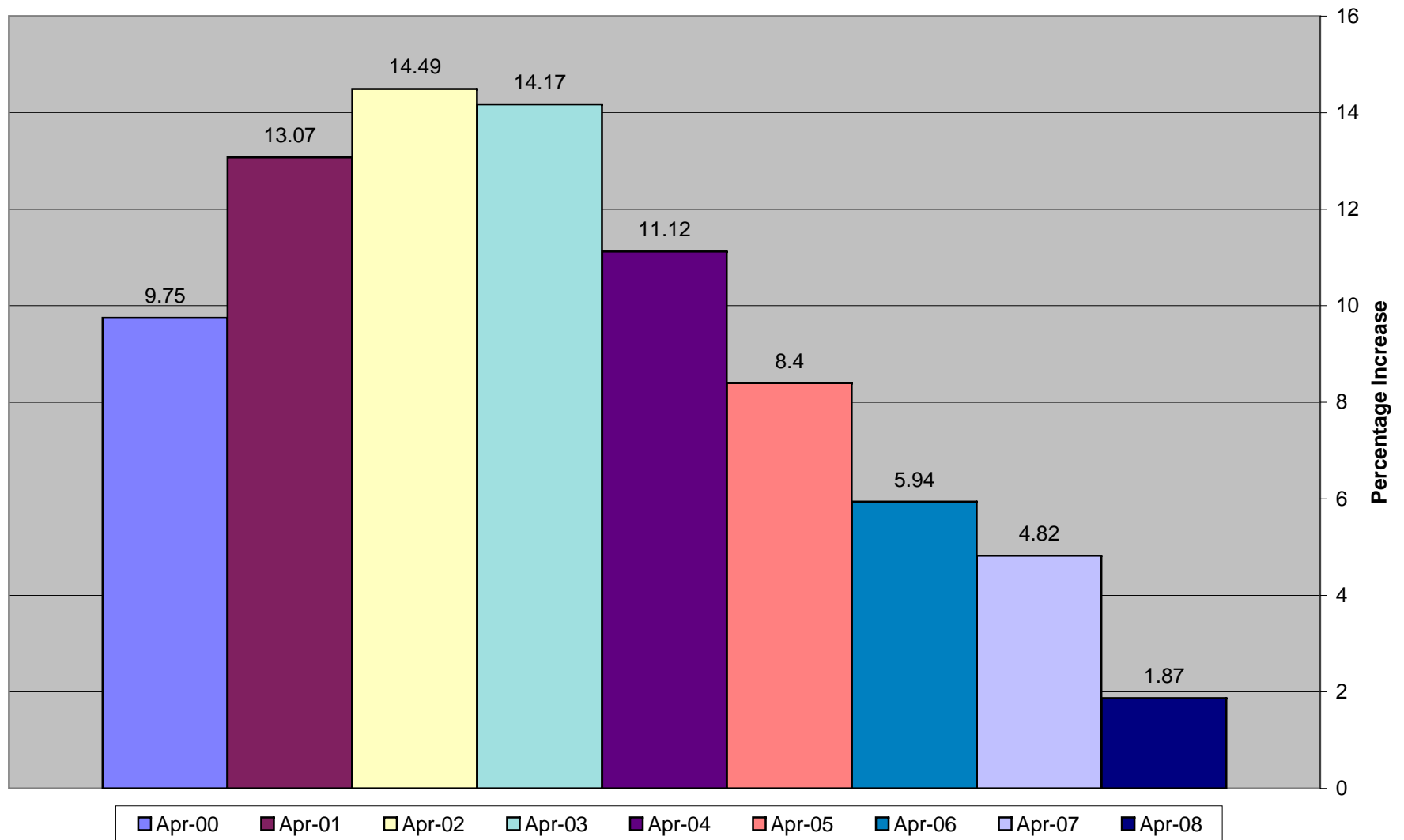
**DETERMINATION OF VARIANCE BETWEEN
2008 COUNTY EQUALIZED VALUES
AND 2007 STATE EQUALIZED VALUES**

	2007	2008	Variance	Percent of County Total
Real Property	2,079,213,948	2,117,475,320	1.84%	97.81%
Personal Property	45,865,680	47,384,795	3.31%	2.19%
Total County	2,125,079,628	2,164,860,115	1.87%	100.00%

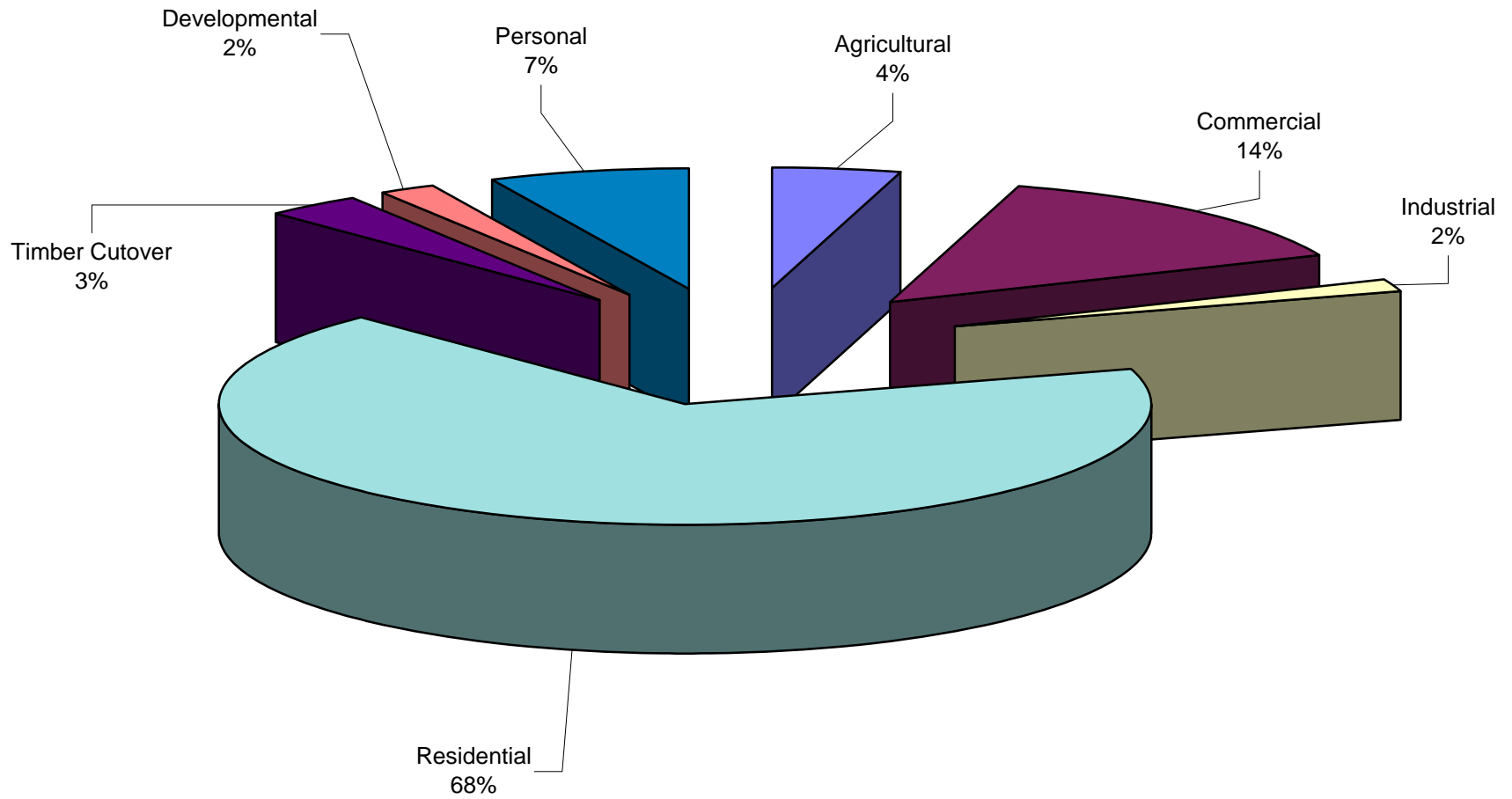
**DETERMINATION OF VARIANCE
BY CLASSIFICATION BETWEEN
2008 COUNTY EQUALIZED VALUES
AND 2007 STATE EQUALIZED VALUES**

	2007	2008	Variance	Percent of County Total
Agricultural	45,531,402	46,441,700	2.00%	2.15%
Commercial	211,795,800	212,973,248	0.56%	9.84%
Industrial	7,403,300	7,448,000	0.60%	0.34%
Residential	1,803,474,246	1,839,747,372	2.01%	84.98%
Timber Cutover	4,139,700	3,993,800	-3.52%	0.18%
Developmental	6,869,500	6,871,200	0.02%	0.32%
Personal	45,865,680	47,384,795	3.31%	2.19%
Total	2,125,079,628	2,164,860,115	1.87%	100.00%

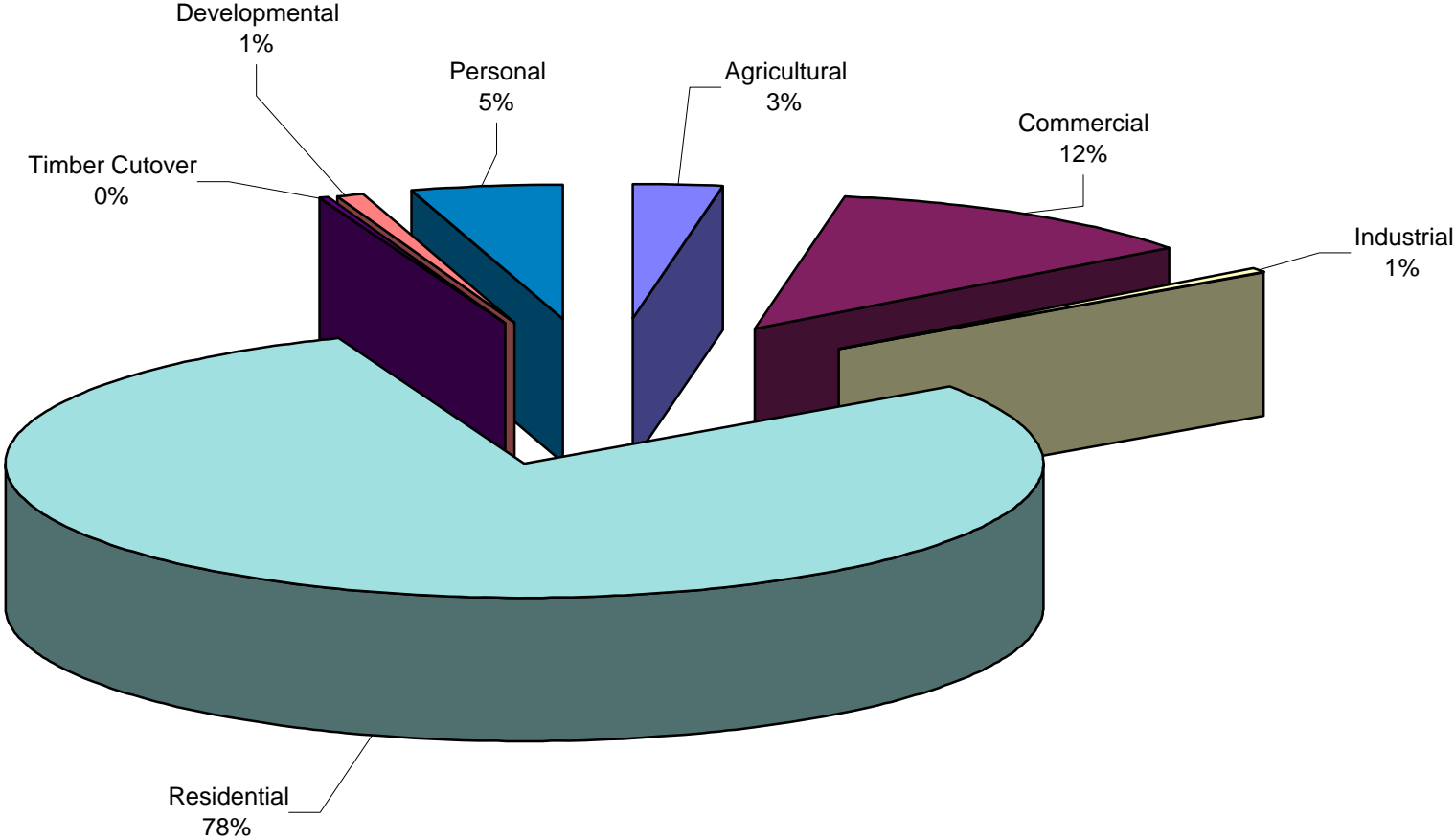
County History of Variance



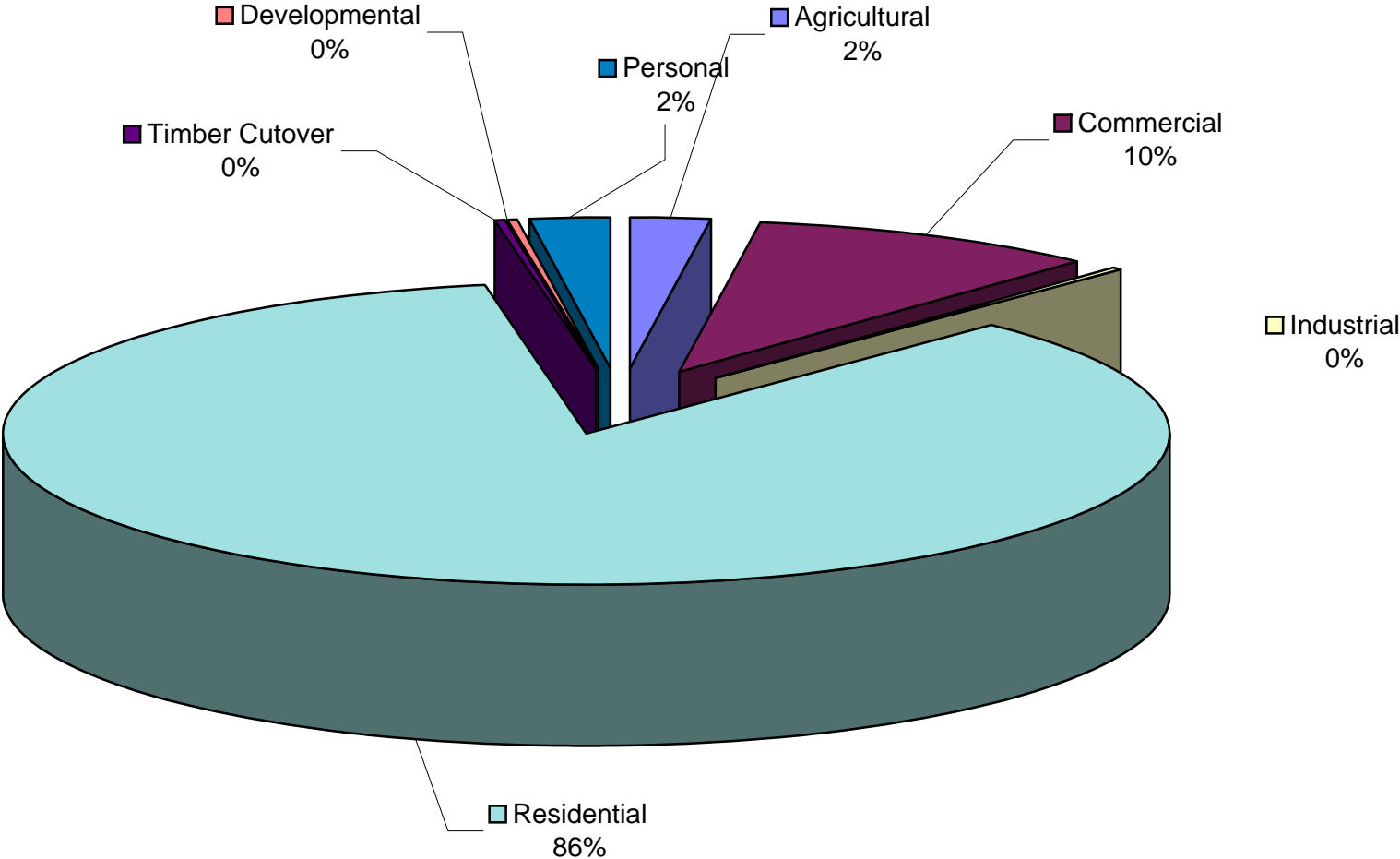
1988 Equalized Values 360,380,437



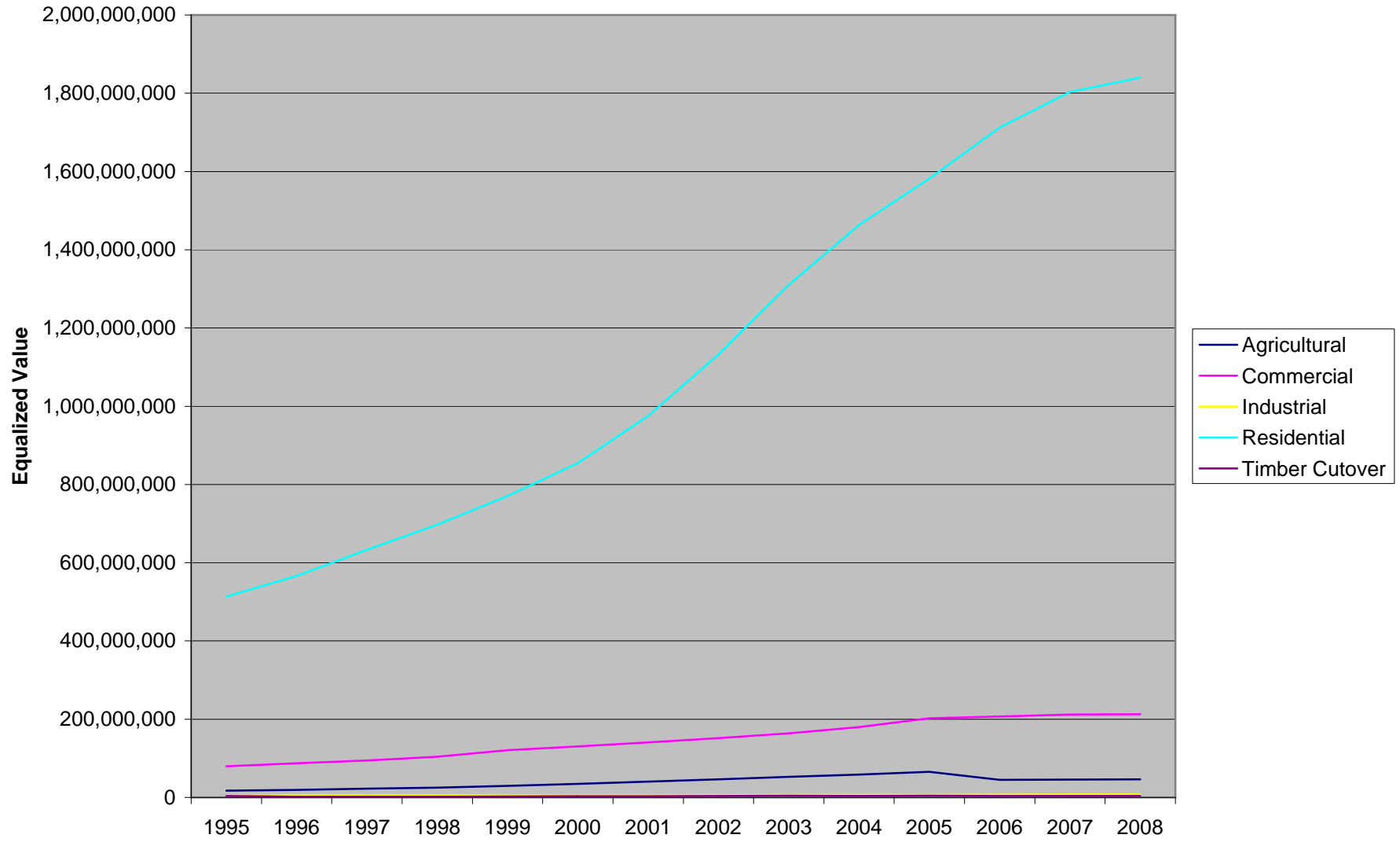
1998 Equalized Values 881,355,804

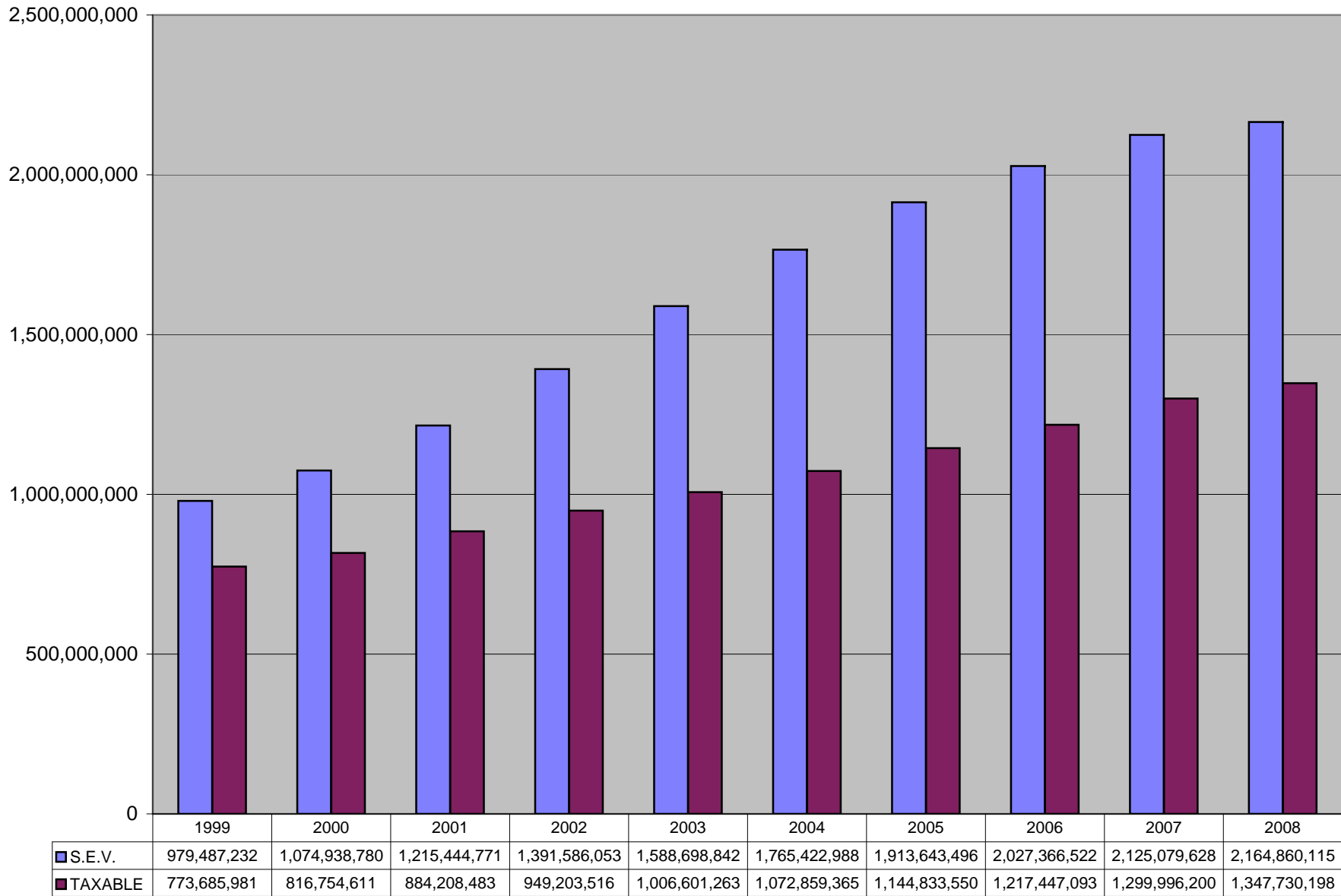


2008 Equalized Values 2,164,860,115



Value Trend by Class





Equalized Value by Unit

2008

CHEBOYGAN COUNTY

<i>UNIT</i>	<i>2008 Board of Review Value</i>			<i>2008 County Equalized Value</i>		
	Real	Personal	Total	Real	Personal	Total
ALOHA	91,117,400	904,850	92,022,250	91,117,400	904,850	92,022,250
BEAUGRAND	63,246,170	978,820	64,224,990	63,246,170	978,820	64,224,990
BENTON	207,194,100	2,971,550	210,165,650	207,194,100	2,971,550	210,165,650
BURT	213,535,600	977,500	214,513,100	213,535,600	977,500	214,513,100
ELLIS	35,673,600	2,857,400	38,531,000	35,673,600	2,857,400	38,531,000
FOREST	43,497,300	2,251,800	45,749,100	43,497,300	2,251,800	45,749,100
GRANT	88,420,272	545,050	88,965,322	88,420,272	545,050	88,965,322
HEBRON	20,846,600	855,200	21,701,800	20,846,600	855,200	21,701,800
INVERNESS	171,941,400	5,126,550	177,067,950	171,941,400	5,126,550	177,067,950
KOEHLER	105,460,000	2,056,700	107,516,700	105,460,000	2,056,700	107,516,700
MACKINAW	138,542,598	4,017,200	142,559,798	138,542,598	4,017,200	142,559,798
MENTOR	41,493,000	614,216	42,107,216	41,493,000	614,216	42,107,216
MULLETT	179,157,400	1,248,800	180,406,200	179,157,400	1,248,800	180,406,200
MUNRO	95,608,600	1,201,050	96,809,650	95,608,600	1,201,050	96,809,650
NUNDA	65,155,800	1,098,450	66,254,250	65,155,800	1,098,450	66,254,250
TUSCARORA	319,000,280	5,373,100	324,373,380	319,000,280	5,373,100	324,373,380
WALKER	12,056,000	619,050	12,675,050	12,056,000	619,050	12,675,050
WAVERLY	46,334,200	885,450	47,219,650	46,334,200	885,450	47,219,650
WILMOT	30,259,500	2,210,209	32,469,709	30,259,500	2,210,209	32,469,709
CHEBOYGAN	148,935,500	10,591,850	159,527,350	148,935,500	10,591,850	159,527,350
TOTAL	2,117,475,320	47,384,795	2,164,860,115	2,117,475,320	47,384,795	2,164,860,115

Equalized Values Ascending Order

2008

CHEBOYGAN COUNTY

<i>UNIT</i>	<i>2008 County Equalized Value</i>			<i>% County Total</i>
	Real	Personal	Total	
WALKER	12,056,000	619,050	12,675,050	0.59%
HEBRON	20,846,600	855,200	21,701,800	1.00%
WILMOT	30,259,500	2,210,209	32,469,709	1.50%
ELLIS	35,673,600	2,857,400	38,531,000	1.78%
MENTOR	41,493,000	614,216	42,107,216	1.95%
FOREST	43,497,300	2,251,800	45,749,100	2.11%
WAVERLY	46,334,200	885,450	47,219,650	2.18%
BEAUGRAND	63,246,170	978,820	64,224,990	2.97%
NUNDA	65,155,800	1,098,450	66,254,250	3.06%
GRANT	88,420,272	545,050	88,965,322	4.25%
ALOHA	91,117,400	904,850	92,022,250	4.47%
MUNRO	95,608,600	1,201,050	96,809,650	4.11%
KOEHLER	105,460,000	2,056,700	107,516,700	4.97%
MACKINAW	138,542,598	4,017,200	142,559,798	6.59%
CHEBOYGAN	148,935,500	10,591,850	159,527,350	7.37%
INVERNESS	171,941,400	5,126,550	177,067,950	8.18%
MULLETT	179,157,400	1,248,800	180,406,200	8.33%
BENTON	207,194,100	2,971,550	210,165,650	9.91%
BURT	213,535,600	977,500	214,513,100	9.71%
TUSCARORA	319,000,280	5,373,100	324,373,380	14.98%
TOTAL	2,117,475,320	47,384,795	2,164,860,115	100.00%

2008 RATIOS AND FACTORS

UNIT	AGRICULTURAL		COMMERCIAL		INDUSTRIAL		RESIDENTIAL		TIMBER CUTOVER	
	Ratio	Factor	Ratio	Factor	Ratio	Factor	Ratio	Factor	Ratio	Factor
ALOHA	49.17	1.0000	49.90	1.0000	49.87	1.0000	49.88	1.0000		
BEAUGRAND	49.30	1.0000	49.18	1.0000	49.22	1.0000	49.57	1.0000		
BENTON	50.00	1.0000	49.51	1.0000	49.80	1.0000	49.43	1.0000		
BURT	49.41	1.0000	49.91	1.0000			49.89	1.0000		
ELLIS	49.98	1.0000	49.97	1.0000	49.97	1.0000	49.95	1.0000		
FOREST	49.77	1.0000	49.87	1.0000	49.54	1.0000	49.36	1.0000		
GRANT	49.39	1.0000	49.43	1.0000			49.42	1.0000		
HEBRON	49.47	1.0000	49.41	1.0000	49.59	1.0000	49.62	1.0000	49.49	1.0000
INVERNESS	49.68	1.0000	49.86	1.0000	49.12	1.0000	49.86	1.0000		
KOEHLER	49.77	1.0000	49.90	1.0000	49.38	1.0000	49.72	1.0000		
MACKINAW			49.26	1.0000	49.91	1.0000	49.19	1.0000		
MENTOR	49.14	1.0000	49.24	1.0000			49.49	1.0000	49.92	1.0000
MULLETT	49.67	1.0000	49.98	1.0000			49.73	1.0000		
MUNRO	49.44	1.0000	49.99	1.0000	49.46	1.0000	49.72	1.0000	49.25	1.0000
NUNDA	49.37	1.0000	49.57	1.0000			49.29	1.0000		
TUSCARORA	49.85	1.0000	49.13	1.0000	49.65	1.0000	49.90	1.0000		
WALKER	49.56	1.0000	49.20	1.0000	49.88	1.0000	49.11	1.0000		
WAVERLY	49.34	1.0000	49.56	1.0000	49.75	1.0000	49.91	1.0000		
WILMOT	49.81	1.0000	49.76	1.0000	49.68	1.0000	49.82	1.0000		
CHEBOYGAN			49.61	1.0000	49.89	1.0000	49.73	1.0000		

DEVELOPMENTAL		
	Ratio	Factor
WAVERLY	49.60	1.0000

2008 AGRICULTURAL CLASS

	2008 ASSESSED	ADJUSTMENT	RATIO	COUNTY EQUALIZED	% OF CHANGE	% OF COUNTY TOTAL
ALOHA	2,564,700	NONE	49.17	2,564,700	20.06%	5.52%
BEAUGRAND	2,165,000	NONE	49.30	2,165,000	0.47%	4.66%
BENTON	4,835,700	NONE	50.00	4,835,700	3.24%	10.41%
BURT	1,278,400	NONE	49.41	1,278,400	0.27%	2.75%
ELLIS	1,110,400	NONE	49.98	1,110,400	1.94%	2.39%
FOREST	2,447,900	NONE	49.77	2,447,900	2.49%	5.27%
GRANT	4,887,500	NONE	49.39	4,887,500	0.31%	10.52%
HEBRON	2,053,300	NONE	49.47	2,053,300	0.64%	4.42%
INVERNESS	6,221,000	NONE	49.68	6,221,000	-2.34%	13.40%
KOEHLER	1,618,700	NONE	49.77	1,618,700	3.01%	3.49%
MACKINAW	0	NONE		0	0.00%	0.00%
MENTOR	2,315,200	NONE	49.14	2,315,200	0.29%	4.99%
MULLETT	1,034,100	NONE	49.67	1,034,100	1.61%	2.23%
MUNRO	6,376,300	NONE	49.44	6,376,300	-0.13%	13.73%
NUNDA	1,765,300	NONE	49.37	1,765,300	4.87%	3.80%
TUSCARORA	722,200	NONE	49.85	722,200	35.60%	1.56%
WALKER	2,080,600	NONE	49.56	2,080,600	-2.04%	4.48%
WAVERLY	2,100,400	NONE	49.34	2,100,400	3.83%	4.52%
WILMOT	865,000	NONE	49.81	865,000	-1.21%	1.86%
CHEBOYGAN	0	NONE		0	0.00%	0.00%
TOTAL	46,441,700			46,441,700	2.00%	100.00%

2008 COMMERCIAL CLASS

	2008 ASSESSED	ADJUSTMENT	RATIO	COUNTY EQUALIZED	% OF CHANGE	% OF COUNTY TOTAL
ALOHA	2,323,900	NONE	49.90	2,323,900	1.32%	1.09117%
BEAUGRAND	2,683,600	NONE	49.18	2,683,600	1.89%	1.26006%
BENTON	1,187,400	NONE	49.51	1,187,400	5.53%	0.55753%
BURT	160,700	NONE	49.91	160,700	74.86%	0.07546%
ELLIS	1,299,500	NONE	49.97	1,299,500	1.21%	0.61017%
FOREST	1,604,700	NONE	49.87	1,604,700	15.77%	0.75347%
GRANT	931,100	NONE	49.43	931,100	-13.76%	0.43719%
HEBRON	868,200	NONE	49.41	868,200	7.77%	0.40766%
INVERNESS	17,923,500	NONE	49.86	17,923,500	-5.42%	8.41585%
KOEHLER	1,308,700	NONE	49.90	1,308,700	-0.17%	0.61449%
MACKINAW	90,293,648	NONE	49.26	90,293,648	-0.74%	42.39671%
MENTOR	963,200	NONE	49.24	963,200	6.83%	0.45226%
MULLETT	1,169,200	NONE	49.98	1,169,200	-4.45%	0.54899%
MUNRO	1,321,600	NONE	49.99	1,321,600	10.76%	0.62055%
NUNDA	2,577,200	NONE	49.57	2,577,200	1.40%	1.21011%
TUSCARORA	29,695,500	NONE	49.13	29,695,500	4.60%	13.94330%
WALKER	31,700	NONE	49.20	31,700	-0.94%	0.01488%
WAVERLY	210,200	NONE	49.56	210,200	4.11%	0.09870%
WILMOT	729,500	NONE	49.76	729,500	7.52%	0.34253%
CHEBOYGAN	55,690,200	NONE	49.61	55,690,200	1.79%	26.14892%
TOTAL	212,973,248			212,973,248	0.56%	100.00000%

2008 INDUSTRIAL CLASS

	2008 ASSESSED	ADJUSTMENT	RATIO	COUNTY EQUALIZED	% OF CHANGE	% OF COUNTY TOTAL
ALOHA	9,500	NONE	49.87	9,500	0.00%	0.12755%
BEAUGRAND	25,100	NONE	49.22	25,100	0.00%	0.33700%
BENTON	152,100	NONE	49.80	152,100	-0.13%	2.04216%
BURT	NONE CLASSED					
ELLIS	317,800	NONE	49.97	317,800	0.38%	4.26692%
FOREST	360,000	NONE	49.54	360,000	0.00%	4.83351%
GRANT	NONE CLASSED					
HEBRON	109,500	NONE	49.59	109,500	0.00%	1.47019%
INVERNESS	232,700	NONE	49.12	232,700	4.87%	3.12433%
KOEHLER	825,800	NONE	49.38	825,800	0.08%	11.08754%
MACKINAW	25,800	NONE	49.91	25,800	0.00%	0.34640%
MENTOR	NONE CLASSED					
MULLETT	NONE CLASSED					
MUNRO	98,200	NONE	49.46	98,200	0.00%	1.31847%
NUNDA	NONE CLASSED					
TUSCARORA	150,500	NONE	49.65	150,500	0.00%	2.02068%
WALKER	254,400	NONE	49.88	254,400	100.00%	3.41568%
WAVERLY	593,300	NONE	49.75	593,300	0.00%	7.96590%
WILMOT	7,300	NONE	49.68	7,300	0.00%	0.09801%
CHEBOYGAN	4,286,000	NONE	49.89	4,286,000	0.77%	57.54565%
TOTAL	7,448,000			7,448,000	0.60%	100.00000%

2008 RESIDENTIAL CLASS

	2008 ASSESSED	ADJUSTMENT	RATIO	COUNTY EQUALIZED	% OF CHANGE	% OF COUNTY TOTAL
ALOHA	86,219,300	NONE	49.88	86,219,300	4.43%	4.68647%
BEAUGRAND	58,372,470	NONE	49.57	58,372,470	1.30%	3.17285%
BENTON	201,018,900	NONE	49.43	201,018,900	1.33%	10.92644%
BURT	212,096,500	NONE	49.89	212,096,500	4.81%	11.52857%
ELLIS	32,945,900	NONE	49.95	32,945,900	-0.14%	1.79078%
FOREST	39,084,700	NONE	49.36	39,084,700	2.79%	2.12446%
GRANT	82,601,672	NONE	49.42	82,601,672	-8.12%	4.48984%
HEBRON	16,018,900	NONE	49.62	16,018,900	-0.08%	0.87071%
INVERNESS	147,564,200	NONE	49.86	147,564,200	7.28%	8.02089%
KOEHLER	101,706,800	NONE	49.72	101,706,800	0.40%	5.52830%
MACKINAW	48,223,150	NONE	49.19	48,223,150	10.23%	2.62118%
MENTOR	37,228,600	NONE	49.49	37,228,600	0.35%	2.02357%
MULLETT	176,954,100	NONE	49.73	176,954,100	7.43%	9.61839%
MUNRO	86,601,400	NONE	49.72	86,601,400	1.05%	4.70724%
NUNDA	60,813,300	NONE	49.29	60,813,300	2.60%	3.30552%
TUSCARORA	288,432,080	NONE	49.90	288,432,080	-2.14%	15.67781%
WALKER	9,689,300	NONE	49.11	9,689,300	4.67%	0.52666%
WAVERLY	36,559,100	NONE	49.91	36,559,100	-0.18%	1.98718%
WILMOT	28,657,700	NONE	49.82	28,657,700	-0.88%	1.55770%
CHEBOYGAN	88,959,300	NONE	49.73	88,959,300	2.65%	4.83541%
TOTAL	1,839,747,372			1,839,747,372	2.01%	100.00000%

2008 TIMBER CUTOVER CLASS

	2008 ASSESSED	ADJUSTMENT	RATIO	COUNTY EQUALIZED	% OF CHANGE	% OF COUNTY TOTAL
ALOHA	NONE CLASSED					
BEAUGRAND	NONE CLASSED					
BENTON	NONE CLASSED					
BURT	NONE CLASSED					
ELLIS	NONE CLASSED					
FOREST	NONE CLASSED					
GRANT	NONE CLASSED					
HEBRON	1,796,700	NONE	49.49	1,796,700	-8.63%	44.98723%
INVERNESS	NONE CLASSED					
KOEHLER	NONE CLASSED					
MACKINAW	NONE CLASSED					
MENTOR	986,000	NONE	49.92	986,000	2.48%	24.68827%
MULLETT	NONE CLASSED					
MUNRO	1,211,100	NONE	49.25	1,211,100	0.00%	30.32450%
NUNDA	NONE CLASSED					
TUSCARORA	NONE CLASSED					
WALKER	NONE CLASSED					
WAVERLY	NONE CLASSED					
WILMOT	NONE CLASSED					
CHEBOYGAN	NONE CLASSED					
TOTAL	3,993,800			3,993,800	-3.52%	100.00000%

2008 DEVELOPMENTAL CLASS

	2008 ASSESSED	ADJUSTMENT	RATIO	COUNTY EQUALIZED	% OF CHANGE	% OF COUNTY TOTAL
ALOHA	NONE CLASSED					
BEAUGRAND	NONE CLASSED					
BENTON	NONE CLASSED					
BURT	NONE CLASSED					
ELLIS	NONE CLASSED					
FOREST	NONE CLASSED					
GRANT	NONE CLASSED					
HEBRON	NONE CLASSED					
INVERNESS	NONE CLASSED					
KOEHLER	NONE CLASSED					
MACKINAW	NONE CLASSED					
MENTOR	NONE CLASSED					
MULLETT	NONE CLASSED					
MUNRO	NONE CLASSED					
NUNDA	NONE CLASSED					
TUSCARORA	NONE CLASSED					
WALKER	NONE CLASSED					
WAVERLY	6,871,200	NONE	49.60	6,871,200	0.02%	100.00000%
WILMOT	NONE CLASSED					
CHEBOYGAN	NONE CLASSED					
TOTAL	6,871,200			6,871,200	0.02%	100.00000%

2008 PERSONAL PROPERTY

	2008 ASSESSED	ADJUSTMENT	RATIO	COUNTY EQUALIZED	% OF CHANGE	% OF COUNTY TOTAL
ALOHA	904,850	NONE	50.00	904,850	2.08%	1.90958%
BEAUGRAND	978,820	NONE	50.00	978,820	9.69%	2.06568%
BENTON	2,971,550	NONE	50.00	2,971,550	-2.73%	6.27110%
BURT	977,500	NONE	50.00	977,500	2.99%	2.06290%
ELLIS	2,857,400	NONE	50.00	2,857,400	3.40%	6.03020%
FOREST	2,251,800	NONE	50.00	2,251,800	22.52%	4.75216%
GRANT	545,050	NONE	50.00	545,050	2.47%	1.15026%
HEBRON	855,200	NONE	50.00	855,200	7.33%	1.80480%
INVERNESS	5,126,550	NONE	50.00	5,126,550	17.11%	10.81898%
KOEHLER	2,056,700	NONE	50.00	2,056,700	8.51%	4.34042%
MACKINAW	4,017,200	NONE	50.00	4,017,200	-4.64%	8.47783%
MENTOR	614,216	NONE	50.00	614,216	10.30%	1.29623%
MULLETT	1,248,800	NONE	50.00	1,248,800	3.40%	2.63544%
MUNRO	1,201,050	NONE	50.00	1,201,050	9.39%	2.53467%
NUNDA	1,098,450	NONE	50.00	1,098,450	1.59%	2.31815%
TUSCARORA	5,373,100	NONE	50.00	5,373,100	-4.14%	11.33929%
WALKER	619,050	NONE	50.00	619,050	-3.54%	1.30643%
WAVERLY	885,450	NONE	50.00	885,450	-2.19%	1.86864%
WILMOT	2,210,209	NONE	50.00	2,210,209	63.91%	4.66438%
CHEBOYGAN	10,591,850	NONE	50.00	10,591,850	-5.62%	22.35285%
TOTAL	47,384,795			47,384,795	3.31%	100.00000%

Cheboygan County Equalization

Values by class and district

taxable values are tentative

CHEBOYGAN SCHOOL-16015	County Equalized Value =	919,508,112	Taxable Value=	573,528,214
-------------------------------	---------------------------------	--------------------	-----------------------	--------------------

BY UNIT	Agricultral	Commercial	Industrial	Residential	Timber Cutover	Deveopmental	Personal	Total
Aloha								
Assessed	2,564,700	2,323,900	9,500	86,219,300	0	0	904,850	92,022,250
Taxable	1,047,911	908,847	5,562	52,744,162	0	0	904,850	55,611,332
Beaugrand								
Assessed	2,165,000	2,683,600	25,100	58,372,470	0	0	978,820	64,224,990
Taxable	1,076,607	1,732,657	25,100	38,274,246	0	0	978,820	42,087,430
Benton								
Assessed	4,835,700	1,187,400	152,100	201,018,900	0	0	2,971,550	210,165,650
Taxable	1,992,983	856,366	86,942	131,852,024	0	0	2,971,550	137,759,865
Grant								
Assessed	4,887,500	931,100	0	82,601,672	0	0	545,050	88,965,322
Taxable	1,990,057	416,417	0	44,123,175	0	0	545,050	47,074,699
Hebron								
Assessed	1,834,000	731,200	0	5,113,900	512,700	0	292,000	8,483,800
Taxable	969,273	599,643	0	3,284,746	207,467	0	227,048	5,288,177
Inverness								
Assessed	6,221,000	17,923,500	232,700	147,564,200	0	0	5,126,550	177,067,950
Taxable	3,210,883	13,412,336	106,433	81,708,130	0	0	5,126,550	103,564,332
Mullett								
Assessed	840,300	77,500	0	47,514,400	0	0	355,750	48,787,950
Taxable	431,691	51,953	0	25,548,326	0	0	355,750	26,387,720
Munro								
Assessed	6,376,300	1,169,000	98,200	60,348,500	1,211,100	0	1,059,750	70,262,850
Taxable	3,285,180	756,365	25,339	31,500,637	375,101	0	852,863	36,795,485
City of Cheboygan								
Assessed	0	55,690,200	4,286,000	88,959,300	0	0	10,591,850	159,527,350
Taxable	0	40,733,159	3,926,015	63,708,150	0	0	10,591,850	118,959,174
Totals	29,724,500	82,717,400	4,803,600	777,712,642	1,723,800	0	22,826,170	919,508,112
	14,004,585	59,467,743	4,175,391	472,743,596	582,568	0	22,554,331	573,528,214

Cheboygan County Equalization

Values by class and district
taxable values are tentative

INLAND LAKES SCHOOL-16050	County Equalized Value =	620,350,431	Taxable Value =	391,635,035
----------------------------------	---------------------------------	--------------------	------------------------	--------------------

BY UNIT	Agricultural	Commercial	Industrial	Residential	Timber Cutover	Deveopmental	Personal	Total
ELLIS								
Assessed	932,800	445,900	0	16,720,500	0	0	450,550	18,549,750
Taxable	411,598	394,814	0	11,548,816	0	0	377,224	12,732,452
KOEHLER								
Assessed	1,618,700	1,308,700	825,800	101,706,800	0	0	2,056,700	107,516,700
Taxable	808,734	1,050,857	711,793	61,288,897	0	0	2,038,559	65,898,840
MENTOR								
Assessed	646,300	533,500	0	23,834,500	279,700	0	323,301	25,617,301
Taxable	464,908	429,944	0	16,960,069	70,453	0	323,301	18,248,675
MULLETT								
Assessed	193,800	1,091,700	0	129,439,700	0	0	893,050	131,618,250
Taxable	109,162	765,167	0	74,165,451	0	0	893,050	75,932,830
TUSCARORA								
Assessed	722,200	29,695,500	150,500	288,432,080	0	0	5,373,100	324,373,380
Taxable	347,283	18,903,209	139,448	186,590,219	0	0	5,093,078	211,073,237
WALKER								
Assessed	2,080,600	31,700	254,400	9,689,300	0	0	619,050	12,675,050
Taxable	1,036,018	31,700	213,164	5,849,069	0	0	619,050	7,749,001
Totals	6,194,400	33,107,000	1,230,700	569,822,880	279,700	0	9,715,751	620,350,431
	3,177,703	21,575,691	1,064,405	356,402,521	70,453	0	9,344,262	391,635,035

Cheboygan County Equalization

Values by class and district
taxable values are tentative

WOLVERINE SCHOOL-16100	County Equalized Value =	134,234,339	Taxable Value =	87,262,332
-------------------------------	---------------------------------	--------------------	------------------------	-------------------

BY UNIT	Agricultural	Commercial	Industrial	Residential	Timber Cutover	Deveopmental	Personal	Total
ELLIS								
Assessed	177,600	853,600	317,800	16,225,400	0	0	2,406,850	19,981,250
Taxable	118,529	829,357	222,761	11,881,136	0	0	1,232,921	14,284,704
MENTOR								
Assessed	1,668,900	429,700	0	13,394,100	706,300	0	290,915	16,489,915
Taxable	870,068	323,196	0	9,206,766	434,032	0	290,915	11,124,977
NUNDA								
Assessed	1,765,300	2,577,200	0	60,813,300	0	0	1,098,450	66,254,250
Taxable	980,338	2,219,382	0	36,725,852	0	0	902,270	40,827,842
WILMOT								
Assessed	865,000	663,900	7,300	27,792,100	0	0	2,180,624	31,508,924
Taxable	455,879	496,868	6,378	17,885,060	0	0	2,180,624	21,024,809
Totals	4,476,800	4,524,400	325,100	118,224,900	706,300	0	5,976,839	134,234,339
	2,424,814	3,868,803	229,139	75,698,814	434,032	0	4,606,730	87,262,332

Cheboygan County Equalization

Values by class and district
taxable values are tentative

MACKINAW CITY SCHOOL-16070	County Equalized Value =	148,291,698	Taxable Value =	98,861,471
-----------------------------------	---------------------------------	--------------------	------------------------	-------------------

BY UNIT	Agricultural	Commercial	Industrial	Residential	Timber Cutover	Deveopmental	Personal	Total
HEBRON								
Assessed	0	45,500	109,500	4,640,200	699,400	0	237,300	5,731,900
Taxable	0	10,313	41,803	3,131,210	269,744	0	206,093	3,659,163
MACKINAW								
Assessed	0	90,293,648	25,800	48,223,150	0	0	4,017,200	142,559,798
Taxable	0	61,229,474	25,536	29,944,131	0	0	4,003,167	95,202,308
Totals								
	0	90,339,148	135,300	52,863,350	699,400	0	4,254,500	148,291,698
	0	61,239,787	67,339	33,075,341	269,744	0	4,209,260	98,861,471

PELLSTON SCHOOL-24040	County Equalized Value =	248,546,000	Taxable Value =	138,854,443
------------------------------	---------------------------------	--------------------	------------------------	--------------------

BY UNIT	Agricultural	Commercial	Industrial	Residential	Timber Cutover	Deveopmental	Personal	Total
BURT								
Assessed	1,278,400	160,700	0	212,096,500	0	0	977,500	214,513,100
Taxable	389,261	120,544	0	121,512,576	0	0	780,148	122,802,529
HEBRON								
Assessed	219,300	91,500	0	6,264,800	584,600	0	325,900	7,486,100
Taxable	99,899	74,952	0	3,535,258	225,328	0	200,971	4,136,408
MUNRO								
Assessed	0	152,600	0	26,252,900	0	0	141,300	26,546,800
Taxable	0	139,128	0	11,635,078	0	0	141,300	11,915,506
Totals								
	1,497,700	404,800	0	244,614,200	584,600	0	1,444,700	248,546,000
	489,160	334,624	0	136,682,912	225,328	0	1,122,419	138,854,443

Cheboygan County Equalization
 Values by class and district
taxable values are tentative

ONAWAY SCHOOL-71050	County Equalized Value =	92,968,750	Taxable Value =	56,882,222
----------------------------	---------------------------------	-------------------	------------------------	-------------------

BY UNIT	Agricultral	Commercial	Industrial	Residential	Timber Cutover	Deveopmental	Personal	Total
FOREST								
Assessed	2,447,900	1,604,700	360,000	39,084,700	0	0	2,251,800	45,749,100
Taxable	944,620	1,425,890	360,000	22,926,972	0	0	2,230,335	27,887,817
WAVERLY								
Assessed	2,100,400	210,200	593,300	36,559,100	0	6,871,200	885,450	47,219,650
Taxable	1,194,143	131,884	480,074	20,152,136	0	6,150,718	885,450	28,994,405
Totals								
	4,548,300	1,814,900	953,300	75,643,800	0	6,871,200	3,137,250	92,968,750
	2,138,763	1,557,774	840,074	43,079,108	0	6,150,718	3,115,785	56,882,222

VANDERBILT SCHOOL-69040	County Equalized Value =	960,785	Taxable Value =	706,481
--------------------------------	---------------------------------	----------------	------------------------	----------------

BY UNIT	Agricultral	Commercial	Industrial	Residential	Timber Cutover	Deveopmental	Personal	Total
WILMOT								
Assessed	0	65,600	0	865,600	0	0	29,585	960,785
Taxable	0	48,381	0	628,515	0	0	29,585	706,481

Cheboygan County Equalization

Values by class and district

taxable values are tentative

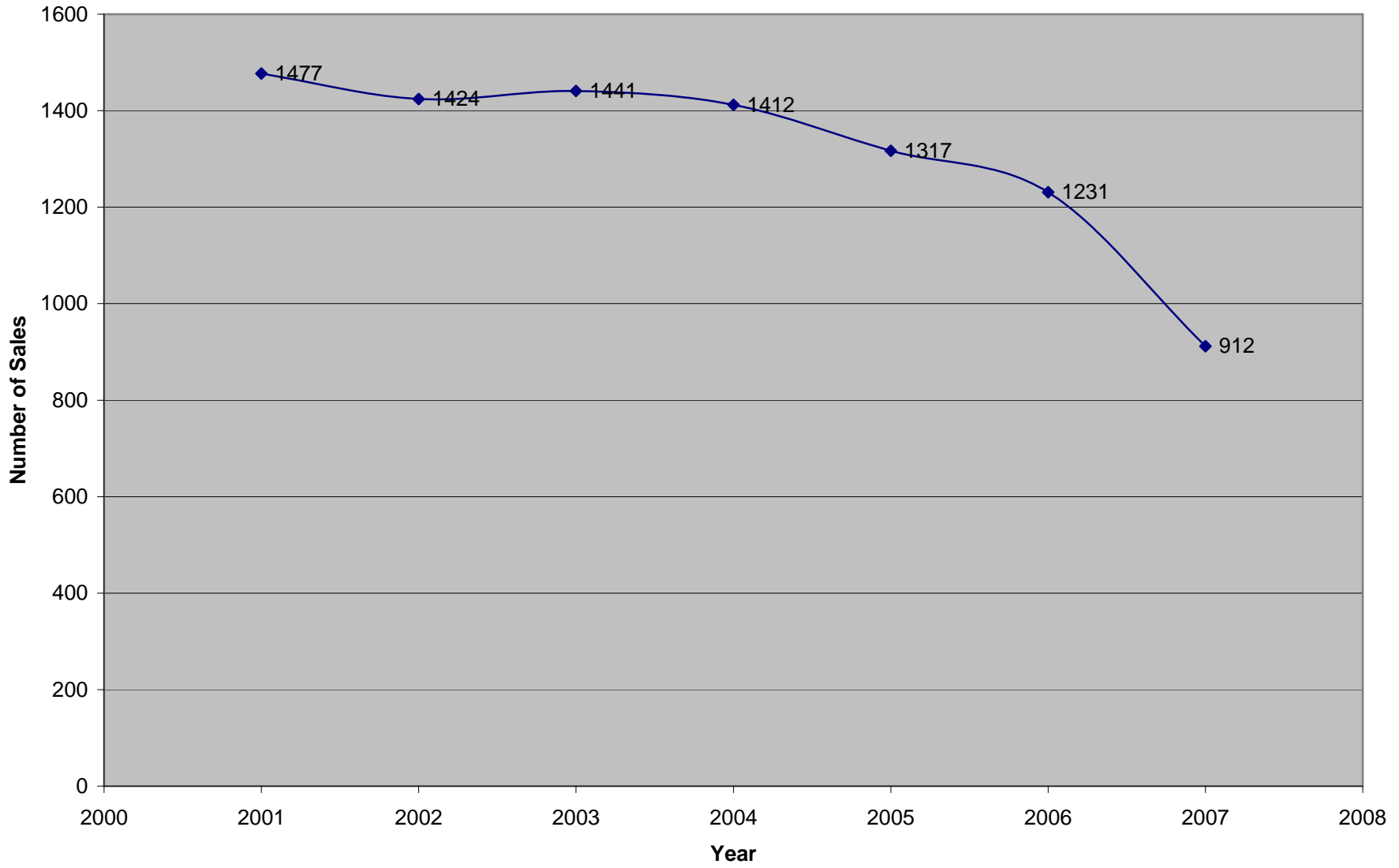
COPISD	County Equalized Value =	1,916,314,115	Taxable Value =	1,208,875,755
---------------	---------------------------------	----------------------	------------------------	----------------------

BY UNIT	Agricultral	Commercial	Industrial	Residential	Timber Cutover	Deveopmental	Personal	Total
COPISD								
Assessed	44,944,000	212,568,448	7,448,000	1,595,133,172	3,409,200	6,871,200	45,940,095	1,916,314,115
Taxable	21,745,865	147,758,179	6,376,348	981,627,895	1,356,797	6,150,718	43,859,953	1,208,875,755

CHAR-EMM ISD	County Equalized Value =	248,546,000	Taxable Value =	138,854,443
---------------------	---------------------------------	--------------------	------------------------	--------------------

BY UNIT	Agricultral	Commercial	Industrial	Residential	Timber Cutover	Deveopmental	Personal	Total
CHAR-EMM ISD								
Assessed	1,497,700	404,800	0	244,614,200	584,600	0	1,444,700	248,546,000
Taxable	489,160	334,624	0	136,682,912	225,328	0	1,122,419	138,854,443

Residential Property Sales



Forclosures Recorded in Cheboygan County

